

ABOUT THE FUND

The Plato Global Alpha Fund Complex ETF (ASX:PGA1) (Fund) aims to outperform the MSCI World Net Returns Unhedged Index by 4% p.a. (after fees) over the medium-long term. It uses an all-weather investment style that seeks to deliver consistent alpha over the cycle.

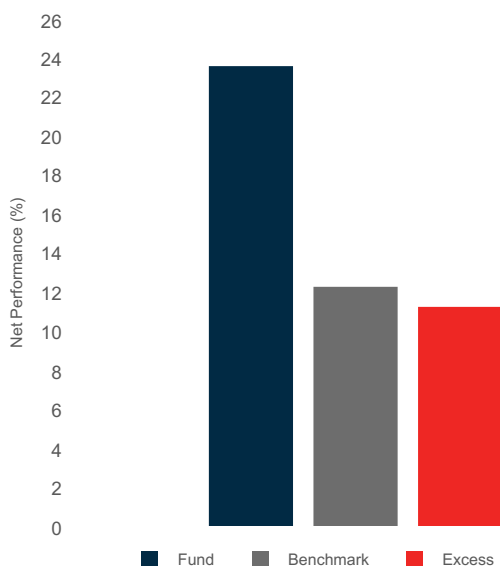
MONTHLY COMMENTARY

The Fund delivered an impressive return of 3.9% in December (after fees), outperforming the MSCI World benchmark, which rose 2.5%. In 2024, the Fund was up 52.3%, having surpassed the MSCI World in eleven out of twelve months. Since inception, the Fund has achieved an annualised return of 23.7% after fees, outperforming the benchmark by 11.3% per annum and delivering positive relative performance in 92% of rolling quarters. Our upside capture ratio stands at 127%, while the downside capture is just 74%, underscoring our strong risk-adjusted performance. The Fund is now ranked 2nd out of 262 funds in the Morningstar World Large Cap universe since inception and has grown to \$362 million in assets under management. On 25th of November we launched a complex ETF version of the Plato Global Alpha Fund under the ticker PGA1.

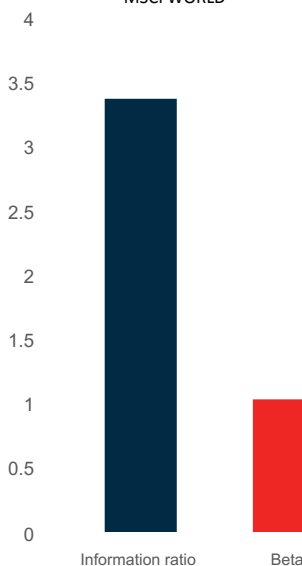
In December 2024, the S&P 500 experienced a notable decline, falling 2.6%, the worst year end performance since 1952. The fall was prompted by a hawkish stance from the Federal Reserve. A secondary effect of this was the rise in the greenback which benefitted the Fund. Safe, low leverage companies did well, as did high growth, high margin names. Debt sensitive names including Materials, Industrial Trucking, and Infrastructure all trailed. Despite the market reversal, the Fund managed to outperform the MSCI World by 1.35%. Over 2024, standout contributors to our performance have included NVIDIA, Meta Platforms, and Broadcom, which have returned 199%, 83%, and 132%, respectively. Our strategy continues to deliver strong results, balancing upside potential with disciplined risk management.

Companies mentioned are illustrative only and not a recommendation to buy or sell any particular security. The performance of the quoted class of the Fund may differ from the performance of the unquoted class, and such differences may have a material impact on the performance of that investment. Investors should use the past performance of the unquoted class of the Fund for illustrative purposes only.

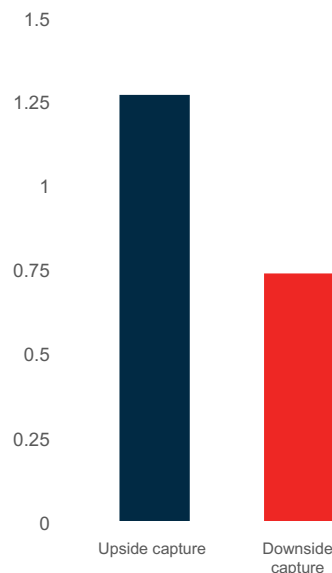
ANNUALISED PERFORMANCE SINCE INCEPTION AS AT 31 DECEMBER 2024



INFORMATION RATIO AND BETA TO MSCI WORLD



UPSIDE AND DOWNSIDE CAPTURE



NET PERFORMANCE AS AT 31 DECEMBER 2024

NET PERFORMANCE (%)	1 MONTH	3 MONTHS	12 MONTHS	FULL HISTORY % P.A. ³
Fund ¹	3.9	18.4	52.3	23.7
Benchmark ²	2.5	11.9	30.8	12.3
Value added	1.5	6.6	21.5	11.3

The commentary, charts and table above show the performance of the unquoted class (Plato Global Alpha Fund) from its inception on 1 September 2021 up to 25 November 2024, and the quoted class (Plato Global Alpha Fund Complex ETF) from 25 November 2024 onwards, after applicable fees and other costs. The performance of the quoted class of the Fund may differ from the performance of the unquoted class, and such differences may have a material impact on the performance of that investment. Investors should use the past performance of the unquoted class prior to the inception date of the quoted class for illustrative purposes only. Past performance is not a reliable indicator of future performance.

¹Plato Global Alpha Fund Complex ETF (ASX:PGA1).

²Benchmark is the MSCI World Net Returns Unhedged Index.

³The inception date for the quoted class of the Fund is 25 November 2024. The inception date for the unquoted class of the Fund is 1 September 2021.

FUND FACTS:

ASX TICKER	APIR	ARSN	INCEPTION	MANAGEMENT FEE	PERFORMANCE FEE
PGA1	WHT6513AU	654 914 048	25 November 2024	0.85%	15%

Performance fee is 15% of the Fund's outperformance (net of management fees), relative to its Benchmark Return, multiplied by the NAV of the Fund.

Management Fee is 0.85% p.a. of the NAV of the Fund.

PORTFOLIO STATISTICS	
Strategy assets (\$)	361,850,615
Firm assets (\$b)	18.5b
Long exposure (%)	142
Short exposure (%)	-47
Net exposure (%)	95
Gross exposure (%)	189
Beta to MSCI World	0.96

Source: Plato Investment Management

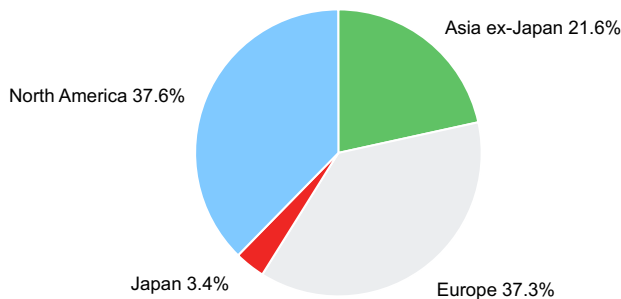
SECTOR EXPOSURES (%)	
Consumer Discretionary	-3.7
Consumer Staples	-5.0
Energy	-5.2
Financials	13.4
Health Care	1.5
Industrials	9.1
Information Technology	-2.3
Materials	-4.4
Real Estate	-3.0
Telecommunication Services	0.0
Utilities	-3.3

Source: Plato Investment Management

COUNTRY EXPOSURES (%)	
Austria	1.2
Belgium	0.2
Denmark	-1.2
Finland	0.4
France	-1.4
Germany	-1.9
Ireland	0.5
Israel	1.7
Italy	2.7
Netherlands	-1.0
Norway	1.4
Portugal	0.7
Spain	-0.4
Sweden	0.6
Switzerland	-2.0
United Kingdom	2.9
Canada	3.0
United States	-5.3
Australia	-3.1
Hong Kong	1.5
New Zealand	-0.2
Singapore	2.1
Japan	-0.8

Source: Plato Investment Management

REGION GROSS EXPOSURE BREAKDOWN (%)



Past performance is not a reliable indicator of future performance. Source: Plato Investment Management.

TOP 5 EQUITY CONTRIBUTORS LAST 12 MONTHS (%)

NVIDIA Corporation	4.93
Apple Inc.	1.75
Amazon.com, Inc.	1.20
Microsoft Corporation	1.16
Meta Platforms Inc Class A	1.08

BOTTOM 5 EQUITY CONTRIBUTORS LAST 12 MONTHS (%)

Harrow, Inc.	-0.36
Sigma Healthcare Ltd	-0.28
Hexagon Composites ASA	-0.26
Zhejiang Leapmotor Technology Co., Ltd. Class H	-0.21
bpost SA	-0.21

TOP 5 ACTIVE LONG EQUITY HOLDINGS (%)

Erste Group Bank AG	0.50
Perenti Limited	0.50
R&S Group Holding AG Pref Class A	0.50
Basilea Pharmaceutica AG	0.49
BAWAG Group AG	0.49

TOP 5 SHORT EQUITY HOLDINGS (%)

Yadea Group Holdings Ltd.	-0.31
Samsonite International S.A.	-0.30
Pinewood Technologies Group PLC	-0.30
Luk Fook Holdings (International) Limited	-0.30
Svitzer Group A/S	-0.30

Past performance is not a reliable indicator of future performance. Companies shown are illustrative only and not a recommendation to buy or sell any particular security.

Source: Plato Investment Management

ABOUT THE FUND MANAGERS



DR DAVID ALLEN

Head of Long Short Strategies

Formerly, Dr. Allen was Managing Director and Head of Research at JP Morgan Asset Management in London. In 2014, Dr. Allen won the EuroHedge UCITS Fund of the Year. He also managed the JPM Europe Equity Plus (€5bn) and JPM Europe Equity Absolute Alpha (€1bn.) funds.

He holds a PhD from Cambridge in Quantitative Finance.



CHARLES LOWE

Senior Quantitative Analyst

Formerly, Charles was at Macquarie for 12 years, most recently as a Division Director in their Quant Hedge Funds team. Prior to joining Macquarie, Charles worked as an analyst at Commonwealth Bank of Australia, and subsequently Freehills.

Charles holds a Bachelor of Commerce degree from the University of New South Wales, with an Actuarial Studies major.

DISCLAIMER

This communication is prepared by Plato Investment Management Limited ('Plato') (ABN 77 120 730 136, AFSL 504616) as the investment manager of the Plato Global Alpha Fund Complex ETF (ARSN 654 914 048) ('the Fund'). Pinnacle Fund Services Limited ('PFSL') (ABN 29 082 494 362, AFSL 238371) is the product issuer of the Fund. PFSL is not licensed to provide financial product advice. PFSL is a wholly-owned subsidiary of the Pinnacle Investment Management Group Limited ('Pinnacle') (ABN 22 100 325 184). The Product Disclosure Statement ('PDS') and Target Market Determination ('TMD') of the Fund are available via the links below. Any potential investor should consider the PDS and TMD before deciding whether to acquire, or continue to hold units in, the Fund.

[Link to the Product Disclosure Statement](#)

[Link to the Target Market Determination](#)

For historic TMD's please contact Pinnacle client service Phone 1300 010 311 or Email service@pinnacleinvestment.com

This communication is for general information only. It is not intended as a securities recommendation or statement of opinion intended to influence a person or persons in making a decision in relation to investment. It has been prepared without taking account of any person's objectives, financial situation or needs. Any persons relying on this information should obtain professional advice before doing so. Past performance is for illustrative purposes only and is not indicative of future performance.

Whilst Plato, PFSL and Pinnacle believe the information contained in this communication is reliable, no warranty is given as to its accuracy, reliability or completeness and persons relying on this information do so at their own risk. Subject to any liability which cannot be excluded under the relevant laws, Plato, PFSL and Pinnacle disclaim all liability to any person relying on the information contained in this communication in respect of any loss or damage (including consequential loss or damage), however caused, which may be suffered or arise directly or indirectly in respect of such information. This disclaimer extends to any entity that may distribute this communication.

Any opinions and forecasts reflect the judgment and assumptions of Plato and its representatives on the basis of information available as at the date of publication and may later change without notice. Any projections contained in this presentation are estimates only and may not be realised in the future.

Unauthorised use, copying, distribution, replication, posting, transmitting, publication, display, or reproduction in whole or in part of the information contained in this communication is prohibited without obtaining prior written permission from Plato. Pinnacle and its associates may have interests in financial products and may receive fees from companies referred to during this communication.