

JULY 2022, AT A GLANCE:

- 9.8% p.a. yield² since inception¹
- Plato is aiming to generate a FY23 gross yield² of around 9%
- 0.7% p.a. outperformance vs benchmark since inception¹



PERFORMANCE AFTER FEES	1 MTH %	3 MTH %	1 YR % P.A.	3 YRS % P.A.	5 YRS % P.A.	10 YRS % P.A.	INCEPTION ¹ % P.A.
FUND TOTAL RETURN ²	5.1	-5.5	0.0	5.9	9.6	11.4	11.4
INCOME ²	0.0	4.3	15.5	10.2	11.1	10.2	9.8
CAPITAL GROWTH	5.1	-9.8	-15.5	-4.3	-1.5	1.2	1.6
BENCH. TOTAL RETURN	5.8	-5.9	-0.8	5.5	9.5	11.0	10.7
EXCESS TOTAL RETURN ²	-0.7	0.4	0.8	0.4	0.1	0.4	0.7
EXCESS INCOME ²	0.0	3.5	10.1	5.5	6.0	4.6	4.2
EXCESS FRANKING	0.0	1.1	3.2	1.8	1.9	1.5	1.3

¹Inception date 9 September 2011.

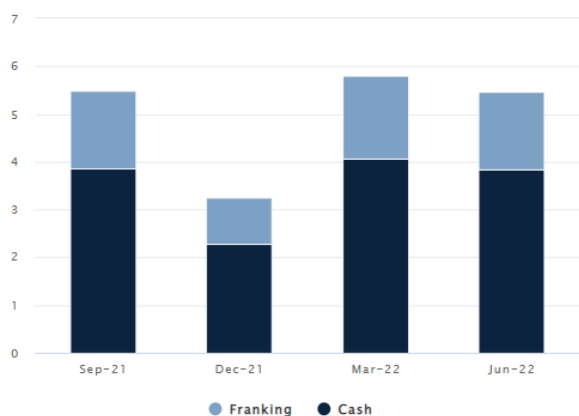
²Including franking credits. The 1 month number in Jan, Feb, Apr, May, July, Aug, Oct and Nov include the accrued but not distributed income.

³Benchmark is the S&P/ASX 200 Franking Credit Adjusted Daily Total Return Index (Tax-Exempt).

All data is as at 31 July 2022 unless indicated otherwise.

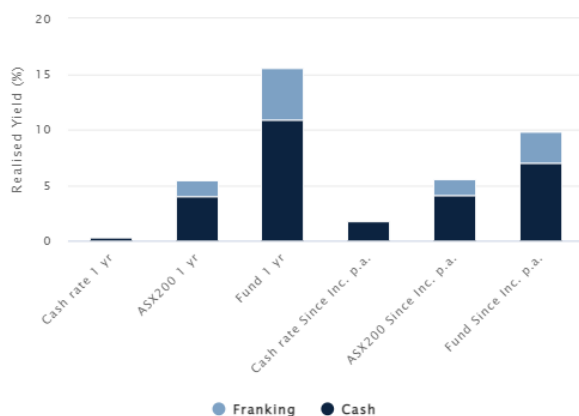
Fund returns are after applicable fees, costs and taxes. All p.a. returns are annualised. Past performance is not a reliable indicator of future performance.

DISTRIBUTION HISTORY



Source: Plato Investment Management

REALISED YIELD



Source: Iress, Plato Investment Management

Cash rate = RBA Cash Rate

ASX200 = S&P/ASX 200 Franking Credit Adjusted Daily Total Return Index (Tax-Exempt)

Fund = Plato Australian Shares Income Fund.

SUMMARY

As at 31 July 2022, the Plato Australian Shares Income Fund ('Fund') delivered a total return of 11.4% p.a.² and a yield of 9.8% p.a.² (incl. franking) since inception¹ compared to the S&P/ASX 200 Franking Credit Adjusted Daily Total Return Index (Tax-Exempt) ('Benchmark') return of 10.7% p.a.² and a yield of 5.6% p.a.²

The Australian market rose 5.8% (including franking credits) in July as global stocks rallied on lower bond yields. The RBA cash target rate rose 50bps from 0.85% to 1.35% but in contrast the Aussie 10year bond yields fell 60bps to 3.06% as the market began pricing a greater chance that the RBA would have to start cutting rates as early as 2023. Falling bond yields drove the outperformance of the longer duration Information Technology sector as well as the rates sensitive Property sector. In contrast, Materials, Energy and Utilities, which had been the recent beneficiary of rising commodity prices, fell as concerns over the Chinese property market and economy grew.

The largest positive contributors to the Fund's performance during the month overweight positions in Whitehaven Coal, National Australia Bank and Charter Hall as well as underweight positions in BHP and Transurban. However, overweight positions in Woodside Energy, Telstra, QBE Insurance and Graincorp as well as an underweight position in WiseTech detracted from relative performance.

The Fund remains actively positioned to seek superior income than the benchmark. After a very strong annual yield in FY22, we expect the gross income produced by the Fund in FY23 to return to a more normal level of 9%.

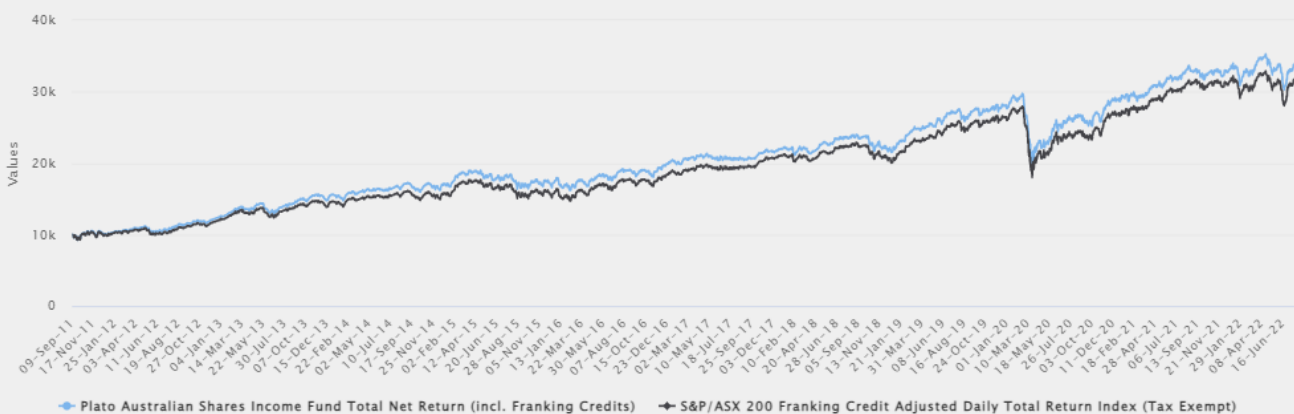
TOP 10 HOLDINGS	TOP 10 YIELDING	YIELD% P.A. ²
BHP Group	BHP Group	17.7
Commonwealth Bank	Rio Tinto	15.9
CSL	Super Retail Group	11.9
Goodman Group	JB HI-FI	9.2
Macquarie Group	ANZ	9.0
NAB	Woodside Energy	8.4
Rio Tinto	Suncorp Group	8.0
Telstra Corporation	Metcash	6.9
Wesfarmers	NAB	6.5
Woodside Energy	Incitec Pivot	6.4

¹Inception date 9 September 2011.

²Net returns, including franking credits and special dividends.

Fund returns are after applicable fees, costs and taxes. All p.a. returns are annualised. Past performance is not a reliable indicator of future performance.

CUMULATIVE PERFORMANCE - GROWTH OF \$10,000



ASSETS UNDER
MANAGEMENT:
\$2,079 MILLION

PLATFORM AVAILABILITY

AMM	Asgard	IOOF eXpand	mFund	Praemium
AMP North	BT Panorama	IOOF Wrap	MLC Navigator	Premium Choice
AMP Portfolio Care	CFS FirstWrap	Macquarie Wrap	MLC Wrap	WealthO2
AMP WealthView	DPM	Mason Stevens	Netwealth	uXchange
ANZ Portfolio One	HUB24			Wealthtrac

INVESTMENT MANAGER	PLATO INVESTMENT MANAGEMENT LIMITED
OBJECTIVE	<ul style="list-style-type: none"> To provide an annual gross yield (including franking) that exceeds the gross yield of the Benchmark after fees. The Fund also aims to outperform the Benchmark after fees.
BENCHMARK	S&P/ASX 200 Franking Credit Adjusted Daily Total Return Index (Tax-Exempt)
INVESTMENT APPROACH	The Fund is intended to be managed for low tax investors who can utilise franking credits. These investors include, but are not limited to, superannuation funds and charities.
MANAGEMENT COSTS	0.90% p.a. (inclusive of the net effect of GST and RITC).
BUY/SELL SPREAD	+0.20% / -0.20%.
MINIMUM INVESTMENT	<ul style="list-style-type: none"> Indirect investors: refer to the operator of your service. Direct investors: minimum initial investment \$50,000.

This strategy is specifically managed for low tax investors, thus providing an aligned investment strategy for pension and charity investors. The Fund aims to generate higher income (including franking credits) than its Benchmark. A distinguishing feature of the strategy is that it aims to deliver higher yield without taking on large sector biases, such as overweighting banks.



For more information, please contact Pinnacle Investment Management Limited on 1300 010 311 or email distribution@pinnacleinvestment.com

This communication is prepared by Plato Investment Management Limited ('Plato') (ABN 77 120 730 136, AFSL 504616) as the investment manager of the Plato Australian Shares Income Fund (ARSN 152 590 157) ('the Fund'). Pinnacle Fund Services Limited ('PFSL') (ABN 29 082 494 362, AFSL 238371) is the product issuer of the Fund. PFSL is not licensed to provide financial product advice. PFSL is a wholly-owned subsidiary of the Pinnacle Investment Management Group Limited ('Pinnacle') (ABN 22 100 325 184). The Product Disclosure Statement ('PDS') and Target Market Determination ('TMD') of the Fund are available via the links below. Any potential investor should consider the PDS and TMD before deciding whether to acquire, or continue to hold units in, the Fund.

Link to the [Product Disclosure Statement](#)

Link to the [Target Market Determination](#)

For historic TMD's please contact Pinnacle client service Phone 1300 010 311 or Email service@pinnacleinvestment.com

This communication is for general information only. It is not intended as a securities recommendation or statement of opinion intended to influence a person or persons in making a decision in relation to investment. It has been prepared without taking account of any person's objectives, financial situation or needs. Any persons relying on this information should obtain professional advice before doing so. Past performance is for illustrative purposes only and is not indicative of future performance.

Whilst Plato, PFSL and Pinnacle believe the information contained in this communication is reliable, no warranty is given as to its accuracy, reliability or completeness and persons relying on this information do so at their own risk. Subject to any liability which cannot be excluded under the relevant laws, Plato, PFSL and Pinnacle disclaim all liability to any person relying on the information contained in this communication in respect of any loss or damage (including consequential loss or damage), however caused, which may be suffered or arise directly or indirectly in respect of such information. This disclaimer extends to any entity that may distribute this communication.

Any opinions and forecasts reflect the judgment and assumptions of Plato and its representatives on the basis of information available as at the date of publication and may later change without notice. Any projections contained in this presentation are estimates only and may not be realised in the future.

Unauthorised use, copying, distribution, replication, posting, transmitting, publication, display, or reproduction in whole or in part of the information contained in this communication is prohibited without obtaining prior written permission from Plato. Pinnacle and its associates may have interests in financial products and may receive fees from companies referred to during this communication.

The Zenith Investment Partners ('Zenith') (ABN 27 103 132 672, AFSL 226872) rating (assigned Plato Australian Shares Income Fund (Class A) - June 2021) referred to in this piece is limited to "General Advice" (s766B Corporations Act 2001) for Wholesale clients only. This advice has been prepared without taking into account the objectives, financial situation or needs of any individual, including target markets of financial products, where applicable, and is subject to change at any time without prior notice. It is not a specific recommendation to purchase, sell or hold the relevant product(s). Investors should seek independent financial advice before making an investment decision and should consider the appropriateness of this advice in light of their own objectives, financial situation and needs. Investors should obtain a copy of, and consider the PDS or offer document before making any decision and refer to the full Zenith Product Assessment available on the Zenith website. Past performance is not an indication of future performance. Zenith usually charges the product issuer, fund manager or related party to conduct Product Assessments. Full details regarding Zenith's methodology, ratings definitions and regulatory compliance are available on our Product Assessments and at [Fund Research Regulatory Guidelines](#).

The Lonsec rating (assigned as follows: Plato Australian Shares Income Fund (Class A) October 2021) presented in this document is published by Lonsec Research Pty Ltd ('Lonsec') (ABN 11 151 658 561, AFSL 421445). The Rating is limited to "General Advice" (as defined in the Corporations Act 2001 (Cth)) and based solely on consideration of the investment merits of the financial products. Past performance information is for illustrative purposes only and is not indicative of future performance. They are not a recommendation to purchase, sell or hold Affiliate Name products, and you should seek independent financial advice before investing in these products. The Rating is subject to change without notice and Lonsec assumes no obligation to update the relevant documents following publication. Lonsec receives a fee from the Fund Manager for researching the products using comprehensive and objective criteria.

For further information regarding Lonsec's Ratings methodology, please refer to our website at <https://www.lonsec.com.au/fund-manager/investment-product-ratings>

Evergreen Research Pty Ltd trading as ERIG Index ABN 17 647 506 590 is Authorised Representative 001289533 of Evergreen Fund Managers Pty Ltd ABN 75 602 703 202 AFSL 486275. The material is for the information purposes of non-retail clients only. It is not, and is not to be construed as, advice or a recommendation to acquire, hold or dispose of financial products or to use financial services. The ERIG Index measures only the Responsible Investment capabilities of funds. It does not assess the performance or other features of the funds.